



## Submitting Assignments

The Moodle Mobile app allows you to easily submit assignments in picture, video, audio, and scanned document form. Follow the steps below to submit a picture of your work.

### How to submit assignments:

Open the Moodle app

**1. Open the moodle app on your phone.**

(If you haven't downloaded it and set it up yet, check [this .pdf](#) for instructions, or [watch a video](#).)

Open the courses page

**2. Navigate to your course.**

Open the course you are working on

**3. Open the assignment**

Grade 7 Science

- Interactions within Ecosystems Unit Plan
- Interactions with Ecosystems Unit Introduction
- IE Lesson 1: Traditional First Nations Knowledge
- IE Lesson 2: First Scientists
- IE Lesson 3: Organization of Life!
- IE Lesson 4: Observing Ecosystems
- Lesson 4 Assignment Submission**
- IE Lesson 5: Components of Ecosystems
- Lesson 5 Assignment Submission
- IE Lesson 6: Relationships within Ecosystems
- Lesson 6 Assignment Submission

**4. Open the "add submission" window**

Lesson 4 Assignment Sub...

Please upload your work here.

Submission status  
**No attempt** **Not graded**

Submission comments  
Comments (0)

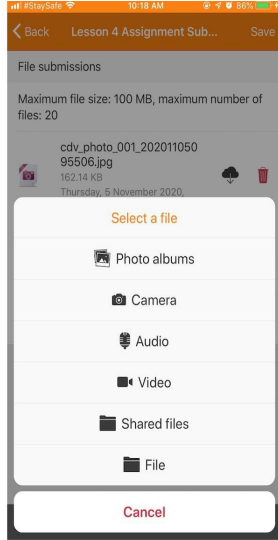
Time remaining  
Assignment is overdue by: 2 days 9 hours 35 minutes

Due date  
Tuesday, 3 November 2020, 12:00 AM


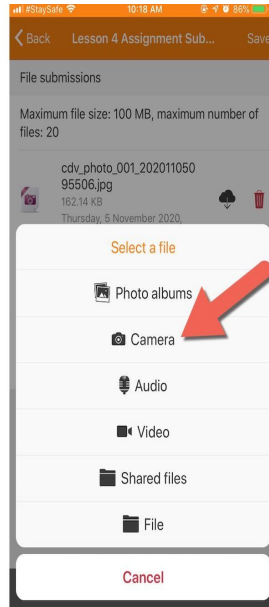
Attempt number  
1 out of Unlimited

**Add submission**

**5. Choices:** You have multiple options for file types. You can choose a picture from your phone, take a picture of your work, you can record an audio or video recording, or send a file from the file storage on your phone.

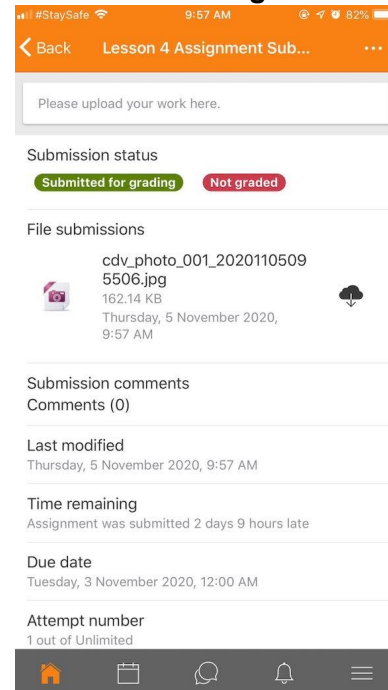


**6. Camera example:**



**7. Take a picture of your assignment.** Select "use photo" if you are happy with the image.

**8. Check the assignment submission box.**



**Check out these video links for additional details:**

Video 1: [https://youtu.be/C\\_B\\_Na1Lf70](https://youtu.be/C_B_Na1Lf70)

Video 2: <https://youtu.be/jn4KDEgdjgl>

Video 3: <https://youtu.be/AEgF4eMXZE8>